



Available online at scholarcommons.usf.edu/ijis

International Journal of Speleology

Official Journal of Union Internationale de Spéléologie



Fifty years of cave arthropod sampling: techniques and best practices

J. Judson Wynne^{1*}, Francis G. Howarth², Stefan Sommer¹, and Brett G. Dickson³

¹Department of Biological Sciences, Merriam-Powell Center for Environmental Research, Northern Arizona University, Box 5640, Flagstaff, Arizona 86011, USA

²Department of Natural Sciences, Bernice P. Bishop Museum, 1525 Bernice St., Honolulu, Hawaii, 96817, USA

³Conservation Science Partners, 11050 Pioneer Trail, Suite 202, Truckee, CA 96161 and Lab of Landscape Ecology and Conservation Biology, Landscape Conservation Initiative, Northern Arizona University, Box 5694, Flagstaff, Arizona 86011, USA

Abstract: Ever-increasing human pressures on cave biodiversity have amplified the need for systematic, repeatable, and intensive surveys of cave-dwelling arthropods to formulate evidence-based management decisions. We examined 110 papers (from 1967 to 2018) to: (i) understand how cave-dwelling invertebrates have been sampled; (ii) provide a summary of techniques most commonly applied and appropriateness of these techniques, and; (iii) make recommendations for sampling design improvement. Of the studies reviewed, over half (56) were biological inventories, 43 ecologically focused, seven were techniques papers, and four were conservation studies. Nearly one-half (48) of the papers applied systematic techniques. Few papers (24) provided enough information to repeat the study; of these, only 11 studies included cave maps. Most studies (56) used two or more techniques for sampling cave-dwelling invertebrates. Ten studies conducted ≥ 10 site visits per cave. The use of quantitative techniques was applied in 43 of the studies assessed. More than one-third (42) included some level of discussion on management. Future studies should employ a systematic study design, describe their methods in sufficient detail as to be repeatable, and apply multiple techniques and site visits. This level of effort and detail is required to obtain the most complete inventories, facilitate monitoring of sensitive cave arthropod populations, and make informed decisions regarding the management of cave habitats. We also identified naming inconsistencies of sampling techniques and provide recommendations towards standardization.

Keywords: systematic sampling, repeatability, conservation, pitfall trapping

Received 8 October 2018; Revised 23 January 2019; Accepted 24 January 2019

Citation: Wynne J.J., Howarth F.G., Sommer S. and Dickson B.G., 2019. Fifty years of cave arthropod sampling: techniques and best practices. *International Journal of Speleology*, 48 (1), 33-48. Tampa, FL (USA) ISSN 0392-6672 <https://doi.org/10.5038/1827-806X.48.1.2231>

INTRODUCTION

With mounting anthropogenic threats to cave ecosystems, it is increasingly important to systematically and efficiently collect data on cave-dwelling arthropods, so that informed management decisions can be made or adjusted on a regular basis. Cave ecosystems face numerous human impacts globally including land cover conversion (Culver, 1986; Trajano, 2000; Howarth et al., 2007; Silva et al., 2015), mining (Elliott, 2000; Silva et al., 2015; Sugai et al., 2015), groundwater pollution (Aley, 1976; Notenboom et al., 1994; Graening & Brown, 2003; Whitten, 2009), water extraction and water impoundments (Lisowski, 1983; Ubick & Briggs, 2002; Olson, 2005), invasive species (Elliott, 1992; Reeves, 1999; Taylor et al., 2003; Howarth et al., 2007; Wynne et al., 2014),

global climate change (Chevaldonné & Lejeune, 2003; Badino, 2004; Mammola et al., 2018), and recreational use (Culver, 1986; Howarth & Stone, 1993; Pulido-Bosch et al., 1997). These threats have significant implications for conservation because caves are highly sensitive habitats, often serving as hotspots of endemism and subterranean biodiversity (Culver et al., 2000; Culver & Sket, 2000; Eberhard et al., 2005).

Because of their restricted distributions and life history traits, many populations of troglomorphic (subterranean-adapted) species are considered highly sensitive or imperiled and thus high priority targets for protective management (Culver et al., 2000; Niemiller & Zigler, 2013; Niemiller et al., 2017). Troglomorphic species are often endemic to a single cave or region (Reddell, 1994; Culver et al., 2000; Christman et al., 2005; Gao et al., 2018) and characterized by

*jut.wynne@nau.edu

small populations (Mitchell, 1970). Thus, effectively sampling caves to detect troglobionts should be a priority of cave biological inventories.

The fauna of most of the world's caves remain unknown or, at best, incompletely surveyed (Howarth, 1983; Whitten, 2009; Gibert & Deharveng, 2002; Deharveng & Bedos, 2000; Encinares & Lit, 2014; Gilgado et al., 2015). In addition, accurate information on the taxonomy, genetics, distribution, and environmental requirements of cavernicoles will be necessary to make rigorous ecological inference, as well as to develop appropriate recommendations for monitoring and protecting cave animals (Wynne et al., 2018).

Numerous researchers (e.g., Weinstein & Slaney, 1995; Howarth et al., 2007; Krejca & Weckerly, 2007; Zgmajster et al., 2008; Wynne et al., 2018) have emphasized the difficulties of sampling terrestrial cavernicolous arthropods, which present challenges for effectively inventorying, and managing sensitive cavernicolous arthropod communities. Caves are highly diverse habitats with constricted, maze-like interconnected passageways, uneven terrain, loose rocks and boulders, deep fissures and pits. This diverse array of habitats often requires technical climbing and rope work for access. Additionally, temporal and spatial heterogeneity of cave habitats (Kane & Poulson, 1976; Chapman, 1983; Pellegrini & Ferriera, 2013; Trontelj et al., 2013) often requires considerable pre-planning and on-site evaluations prior to sampling.

Furthermore, research emphasis should be placed on identifying and surveying nutrient resource sites that support troglomorphic animals (Howarth et al., 2007; Wynne, 2013; Wynne et al., 2018). For example, Peck & Wynne (2013) showed a cave cricket roost (Family Rhaphidophoridae), within the type locality of the troglomorphic leiodid beetle (*Ptomaphagus parashant*), provided an important substrate (frass and decaying carcasses) for the growth of fungi – a primary food source for this beetle. Additionally, Stone et al. (2012) and Wynne (2013) underscored the importance of root curtains as both microhabitats and a nutrient source for subterranean-adapted animals in Hawai'i and New Mexico, respectively. Wynne & Shear (2016), Wynne et al. (2014), and Benedict (1979) identified vegetation and moss within entrances and beneath cave skylights as key habitat for relictual species.

In this study, we (i) examine how cave-dwelling invertebrates have been sampled (from 1967 to 2018); (ii) provide both a summary of techniques most commonly applied and their appropriateness, and; (iii) make recommendations for sampling design improvement. We also identify naming inconsistencies of sampling techniques and provide recommendations towards standardization.

METHODS AND MATERIALS

We reviewed the literature (from 1967 to 2018) by obtaining articles through a Web of Science search using combinations of the following search terms 'cavernicole', 'troglobiont', 'troglobite', 'cave arthropod',

'cave invertebrate', 'inventory', and 'ecology.' We augmented our search using Google Scholar (with the same search terms), examining titles and abstracts of all papers published in both the International Journal of Speleology (1967-2018) and National Speleological Society Bulletin, now Journal of Cave and Karst Studies (years 1967-1995 and 1996-2018, respectively), and working 'backwards' into the literature by reviewing the literature cited of all of the articles considered. As most of the work in cave biology has been published in English and to a lesser extent in French, Spanish, and Portuguese, we assert the papers assembled in this review are representative of the work conducted over the past ~50 years.

Papers were selected for inclusion or exclusion using the following decision rules: (1) papers focused on inventorying cave-dwelling terrestrial invertebrate communities and/or investigating an aspect of cave arthropod community ecology; (2) for studies using an all taxa approach (i.e., terrestrial and aquatic invertebrate sampling and vertebrate sampling), only terrestrial invertebrate techniques were examined; (3) only multi-taxon inventories were included; single species or single taxonomic group studies were excluded; and (4) because reviews and synthesis papers of specific geographic regions rarely include sampling methods, these papers were not included. When possible, we examined the original studies that included field methods.

We evaluated each article on cave-dwelling invertebrates using the following questions and criteria. (1) Were systematic techniques (i.e., techniques consistently applied throughout a given cave or across cave study sites) employed (yes, no, or not known)? (2) Was sufficient information provided to enable repeatability of data collection and/or the experiment (yes or no)? (3) To further facilitate repeatability, did the researchers include cave maps with plotted sample locations and/or use the information from cave maps as part of their experimental design (yes or no)? (4) Did the workers apply multiple sampling techniques (yes, no, not stated)? If yes, how many? (5) Did the researchers conduct multiple site visits (yes, no; if yes, how many)? (6) Were the data analyzed using statistical techniques? (7) Finally, did the authors provide conservation and management implications for their work (yes or no)? We also summarized the techniques encountered in the literature, discussed the functional groups each technique is best suited for capturing, and provided recommendations for best practices.

RESULTS

We assessed nearly 300 papers on terrestrial cave-dwelling arthropods. Of these, 110 articles ([Appendix I](#), Supplemental Information) met our decision rules and were included in this review. More than half of these articles (67) were based upon work conducted in the Western Hemisphere - United States (36), Latin America, the Galapagos, and the Caribbean (31; Fig. 1).

Papers reviewed were parsed into four categories (inventory, ecology, techniques, and conservation).

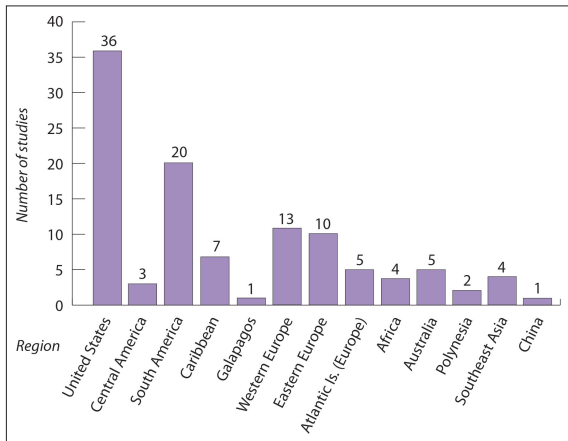


Fig. 1. Summary of 110 studies reviewed per geographic region. Number totals 111, as Wynne et al. (2018) had study areas in both the United States and Polynesia.

We used these categories to frame how the evaluative criteria were applied. Slightly over half of the studies (56) examined were biological inventories, 43 advanced ideas and hypotheses on various aspects of cave ecology, seven examined the efficacy of sampling/analytical techniques, and four studies were conservation focused. For the ecological studies, 17 examined the distribution and assembly of communities within caves, 11 investigated the influence of habitat on arthropod diversity, eight probed how nutrients affected community structure, four explored the influence of seasonality on diversity, and three analyzed the evolution and colonization of subterranean-adapted arthropods (Fig. 2).

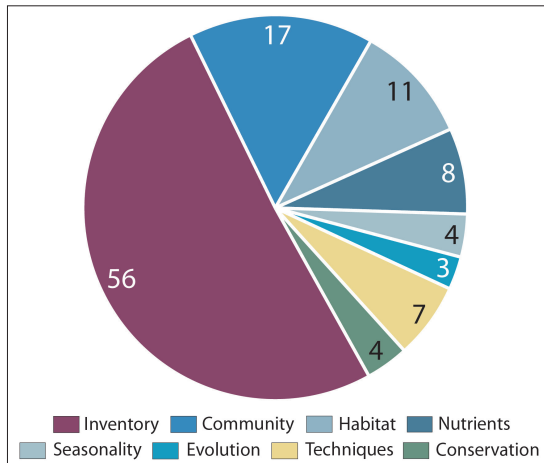


Fig. 2. Pie chart describing the reviewed articles by study type. Numbers associated with each "pie slice" represent the number of papers per study type. Subdivisions of ecology (community, habitat, nutrients, seasonality and evolution) are depicted in hues of blue. Legend reads left to right; pie chart reads clockwise starting with the largest slice.

Five studies addressed all seven of our evaluative criteria. For ecological studies, four (Chapman, 1982; Martín & Oromí, 1986; Ferreira et al., 2000; Iskali & Zhang, 2015) of 43 papers addressed all of the criteria. Schneider et al. (2011) met all but one criterion – the inclusion of cave maps with plotted sample locations to further enhance repeatability. An additional four ecological studies (Chapman, 1983; Herrera 1995; Prous et al., 2004; Tobin et al., 2014) met all criteria with the exception of discussing conservation implications. One techniques paper (Wynne et al., 2018) met all evaluative criteria. None

of the conservation studies or biological inventories met all evaluative criteria. However, one inventory study (Northup et al., 1994) used a systematic and repeatable sampling design, applied multiple sampling techniques, and provided conservation implications.

Systematic sampling

Overall, 48 studies incorporated systematic sampling into their study design, 50 did not, and 12 studies did not provide enough information to make this determination. Of the 43 ecologically focused papers, 26 of these studies applied systematic techniques, 15 did not, and two studies did not provide enough information to make this determination. For the 56 inventory studies, 15 applied systematic techniques, while 32 did not; for nine inventory studies, this could not be determined. Five of seven techniques studies applied systematic techniques. Two (Borges et al., 2012; Howarth et al., 2007) of four conservation papers applied systematic techniques.

Repeatability

Most of the studies (86) did not provide enough information to replicate the study. The twenty-four repeatable studies included 15 ecological projects, five biological inventories, and four techniques papers. For nearly half of the repeatable studies, maps were included or referenced; this included seven ecological studies (Chapman, 1982, 1983; Martín & Oromí, 1986; Herrera, 1995; Tobin et al., 2014; Iskali & Zhang, 2015; Lunghi et al., 2014), two techniques papers (Kozel et al., 2017; Wynne et al., 2018) and two biological inventories (Lamprinou et al., 2009; Dumnicka et al., 2015). Additionally, a total of 36 studies (which included both repeatable and unrepeatable) provided cave maps with plotted sampling locations or employed maps to establish sampling intervals. The combination of both repeatable sampling techniques and cave maps enables future workers to replicate those studies with the highest level of accuracy.

Multiple techniques

Multiple sampling techniques were applied in ~51% of the studies (56 of the 110), while 11 papers did not provide information on number of techniques used. Of the 56 studies, 32 applied two techniques, 18 used three techniques, four employed four techniques, and two studies applied six techniques (Fig. 3).

Notably, three techniques papers (Weinstein & Slaney, 1995; Encinares & Lit, 2014; Wynne et al., 2018) found that applying multiple methods maximized the completeness of the survey. Weinstein & Slaney (1995) descriptively compared four sampling techniques: pitfall trapping (baited and unbaited), leaf litter traps (wet and dry), timed searches with interval spacing on transect, and timed direct intuitive searches in a tropical Australian cave. When comparing the performance of each technique against total diversity and abundance values, they found wet leaf litter traps to be most effective and uniquely detected two species. Encinares & Lit (2014), when sampling a tropical Philippine cave by environmental zone, discovered that a combined wet and dry leaf

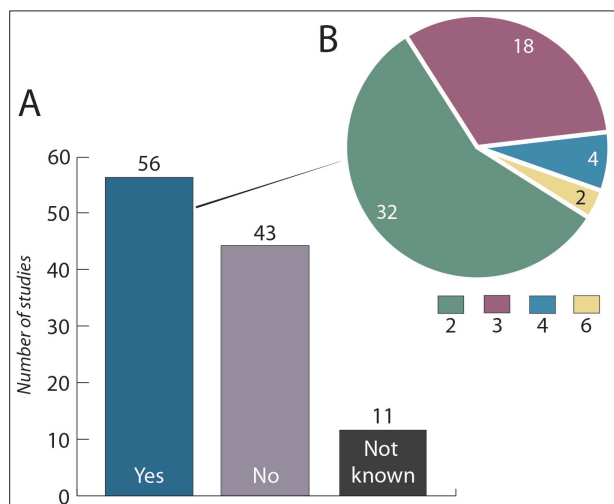


Fig. 3. A) Breakdown of studies using multiple techniques (Yes), one technique (No), and Not known number of techniques. The 'Not Known' category was used in the case of three studies where the authors did not provide an explanation of the methods used. Of the studies employing multiple techniques, the pie chart (B) represents the total number of studies per number of techniques (numbers within each pie slice and color coded in the legend). Legend reads clockwise starting with largest slice.

litter trap approach was required to maximize the number of species detected.

Wynne et al. (2018) applied three techniques (live capture baited pitfall trapping, timed constrained searches around traps before and after deployment, and opportunistic searches) across 26 study caves in the American Southwest and Easter Island, and applied three additional techniques in selected caves (bait sampling and timed searches within a 1-m² grid established within cave deep zones, timed searches in nutrient resource sites – moss-fern/ moss gardens in cave entrances and root curtains in cave deep zones). They revealed that each method uniquely detected species, and thus applying multiple techniques (with multiple site visits) optimized the number of species detected – in particular, management concern species.

Multiple site visits

Overall, seven studies conducted one site visit, 43 studies applied two or more site visits, eight studies used a non-standardized approach whereby the number of site visits varied per cave, and 52 studies did not disclose the number of site visits. For studies applying multiple site visits, these were: 15 studies at two visits, 18 studies between three to eight visits, nine studies between 10 and 36 visits, and one study with more than 100 site visits.

For the 43 studies specifically addressing ecological questions, three studies applied one site visit, 12 conducted two site visits, 10 studies between three to eight visits, three studies between used 10 and 23 visits, and one study with more than 100 site visits. Additionally, two studies employed a non-standardized approach where the number of visits varied across the caves sampled, while 12 studies did not disclose how many site visits were conducted.

Quantitative techniques

We found 43 of the 110 studies included some sort of quantitative analytical framework. Most of the

ecological studies (34 of 43), three of four conservation papers, six of seven techniques studies applied quantitative techniques. None of the 56 inventory papers included quantitative analysis.

Conservation and management

Most studies (68) did not mention conservation or management. The 42 papers that discussed conservation were: 16 of 43 ecological studies, all four conservation papers, five of seven techniques studies, and 17 of 56 inventory papers. When we examined this by decade, we found that none of the papers from 1967 through 1979 discussed conservation; however, for the last two decades, most of the papers (per decade) addressed conservation issues and impending human impacts (Fig. 4).

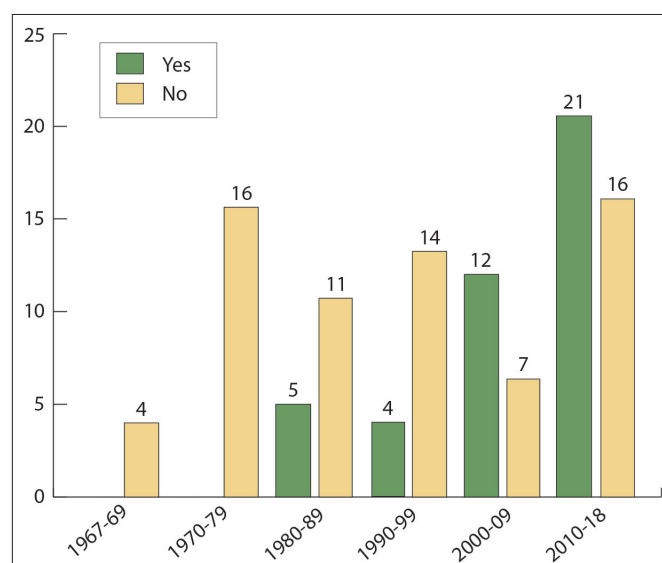


Fig. 4. Frequency in which 'conservation' and/or 'management' were mentioned or fully developed by decade for the papers analyzed. Green bars represent the papers in which these topics were discussed (Yes), yellow bars indicate the absence of any discussion on conservation and management (No).

Study design

Cave biologists applied a wide array of techniques for sampling invertebrate populations. We examined the most commonly published study designs and techniques. Based upon our experience, we also provided information on advantages and disadvantages of each technique.

Dividing the total length of the cave into sampling increments occurred in three forms: environmental zones, predefined intervals, and quadrats. As caves are strongly zonal habitats, this is often a useful approach for dividing the cave into more manageable sampling units. Four principal zones are recognized: two photic (light and twilight) and two aphotic (transition and deep; Howarth, 1980). Howarth & Stone (1990) described a fifth environmental zone, the "bad air" zone, which is beyond, and technically a subdivision of, the deep zone. Overall, 25 studies applied a zonal approach – concentrating on three or more zones, a variation on this theme, or specifically on the dark (i.e., deep) zone, which breaks down as follows: 10 of 43 ecological studies, one of four conservation studies, five of seven techniques studies, and 9 of 56 inventory studies (Table 1). Only two studies (Howarth

Table 1. Summary of publications where sampling was conducted by environmental zone.

Purpose of study	# (%)	References
Ecological	9/43 (21%)	Howarth & Stone, 1990; Ashmole et al., 1992; Reeves & McCreadie, 2001; Dao-Hong, 2006; Silva et al., 2013; Sendra et al., 2014; Iskali & Zhang, 2015; Araujo & Peixoto, 2015; Růžicka et al., 2016
Conservation	1/4 (25%)	Borges et al., 2012
Techniques	5/7 (71%)	Weinstein & Slaney, 1995; Schneider & Culver, 2004; Krejca & Weckerly, 2007; Encinares & Lit, 2014; Wynne et al., 2018
Inventory	10/56 (18%)	Barr & Reddell, 1967; Peck & Lewis, 1978; Lewis, 1983; Peck, 1989; Oromí et al., 1990; Northup & Welbourn, 1997; Buhlmann, 2001; Wynne & Pleyte, 2005; Serrano & Borges, 2010; Wynne & Voyles, 2014

& Stone, 1990; Borges et al., 2012) applied a study design examining all four environmental zones. The remaining studies applied some variation on sampling by zone.

Interval spacing was applied primarily in four ways: (1) the cave was sampled at a specific predefined interval (e.g., sampling at every 5-m); (2) the cave was subdivided at arbitrary predefined intervals (e.g., 20-m, 150-m, 225-m, 310-m); (3) a percentage of the cave's length was used to define the sampling interval; or, (4) transects were established along the length of each cave, and sampled at predefined intervals. Overall, interval spacing was applied in nine studies. These consisted of five ecological studies including one habitat (Prous et al., 2004), two community studies (Peck, 1976; Novak et al., 2012) and two nutrients studies (Chapman, 1983; Campbell et al., 2011), as well as two techniques (Kozel et al., 2017; Wynne et al., 2018) and two inventory studies (Braack, 1989; Sharratt et al., 2000).

Seven studies (all ecologically focused) applied a quadrat approach sampling one cave by: establishing sampling grids along mud banks to examine arthropod response to augmented nutrients and water (Humphreys, 1991); dividing habitat types or substrates into sampling quadrats (Herrera, 1995; Zepón & Bichuette, 2017); dividing each study cave into 3-m quadrats along the length of the cave (Lunghi et al., 2014); apportioning the cave into five quadrats (Tobin et al., 2014); establishing sample quadrats/stations along the length of the study cave (Kur et al., 2016); and, creating 418 4-m² grids (surface to aphotic zone) to examine distribution of arthropods (Prous et al., 2015).

Sampling techniques

Cave biologists applied an array of methods for capturing arthropods including direct intuitive searching, opportunistic collecting, visual searching, timed and untimed searches, several types of pitfall trapping, substrate sampling, and using a variety of baits and leaf litter to attract arthropods (Fig. 5; [Appendix II](#) and [III](#), Supplemental Information; Table 2). We also provided information on studies that applied each technique, their methodological limitations, and functional groups each technique was most likely to target ([Appendix III](#), Supplemental Information).

Direct Intuitive Searching (DIS): Direct intuitive searches (i.e., specifically targeting a microhabitat and/or environmental zone to address a research question(s)

and/or increase the likelihood of maximizing number of species detected) were applied in 34 studies. These microhabitats included flood detritus, penetrating tree roots hanging from ceilings/walls, guano deposits, edges of drip pools and ponds, muddy banks, animal and/or insect carcasses. These areas were targeted because they were likely to support high diversity or contained specific functional groups (e.g., guanophiles). Additionally, researchers applied this approach to specific environmental cave zones (typically, the cave deep zone). This method may be either timed or untimed DIS with defined or undefined search radius.

Of the 34 studies applying DIS, 16 examined specific microhabitats, seven studies sampled bat guano deposits, seven studies searched for subterranean-adapted arthropods in deep zones, and four studies used DIS across multiple environmental zones. Eight studies were timed DIS, while 26 were untimed DIS. For timed DIS, Ferreira et al., (2000) searched each bat guano pile encountered within a cave for 30 minutes; search radius was not defined. Additionally, Wynne et al. (2018) applied a one-hour DIS in moss-fern/moss gardens and root curtains without defining a search radius, and one timed DIS within selected cave deep zones (10 minutes within an estimated 1-m² area).

Thirteen of 34 studies employed DIS within selected habitats as their only technique. Of these, six were designed to address ecological questions (Hill, 1981; Trajano, 2000; Silva et al., 2011, 2013; Zampaulo, 2015; Bento et al., 2016), two studies were conservation focused (Simões et al., 2014; Silva & Ferreira, 2015), one was a techniques paper (Gallão & Bichuette, 2015), and four studies were inventories (Barr & Reddell, 1967; Holsinger, et al., 1976; Edgington, 1984; Drost & Blinn, 1997).

Visual Searches: Studies applying this technique explicitly stated “hand collection,” “visible searches,” “collecting,” and “direct searches;” visual searching was employed in 29 studies (22 inventory and seven ecological studies). Overall, hand collecting and/or using instruments (e.g., aspirators) to facilitate collection was applied in 13 studies, visual search, direct search or visual inspection (in none of the cases was this clearly defined) was applied in six studies, and some variation on hand collection or visual search (e.g., “make collections”, “basic collecting”, “collecting,” etc.) was applied in seven studies, and visual counting was used in three studies. This method was combined with other sampling techniques in four ecological studies and 12 inventory studies.

Table 2. Descriptions of the nine primary cave-dwelling arthropod sampling techniques within four methodological groups (hand sampling, trapping, substrate sampling, and attractants). We recommend standardizing to this terminology and providing more complete descriptions of all techniques used. Note: Multiple sampling techniques were applied in half the studies reviewed; thus, the “Times Applied” will total more than 110 (i.e., the number of papers reviewed).

Group / Method	Description	Times applied
<i>Hand Sampling</i>		
Direct Intuitive Search (DIS)	Surveys targeted to habitats likely to yield highest diversity, which include flood detritus, edges of pools, streams and flowstone, bat guano and other animal feces, carrion and/ or cave deep zones; applied in conjunction with a grid/ quadrat system or without defining size of search area; may be timed or untimed; arthropods collected by hand, aspirator, forceps, or paint brushes.	34
Visual search	Category created due to a lack of information provided; this category is probably DIS, opportunistic collecting or both; workers described this approach as “visual searching”, “hand collecting”, “direct searching”, or simply “collecting” with no additional information provided.	29
Opportunistic collecting	Collecting arthropods as encountered while walking through the cave and/or conducting other tasks.	5
Timed search	Searches were timed and centered around pitfall trapping, leaf litter trap-like structures (with or without defining search area around traps), or within grids/ quadrats; arthropods were collected via same methods as DIS by examining the cave floor and/or adjacent wall, and searching beneath rocks and other objects.	16
Untimed search	Same as timed searches, but without allocating or reporting a standardized time spent searching per area.	10
<i>Trapping</i>		
Pitfall trapping	A container or tube-like apparatus counter sunk into the cave floor, left <i>in situ</i> for a specific period of time (typically no more than several days), then traps and contents are retrieved. The four primary pitfall trap types are baited with or without a preservative (e.g., alcohol, ethylene, or propylene glycol) and unbaited with or without a preservative; various baits may be used, refer to text for more information.	41
Leaf litter	Cleaned (autoclaved recommended), arthropod-free brown leaves from surface placed upon a wire mesh/ window screen or directly on cave floor, and typically in damp areas; water delivery systems may be used for xeric areas within caves.	4
<i>Extraction</i>		
Substrate sampling	Direct removal of cave sediment, bat guano, leaf litter, and/or flood detritus; arthropods are subsequently extracted using Berlese/ Tullgren funnels, sorting and removing by hand, sieving, or a combination thereof.	36
<i>Attractants</i>		
Bait	Deployed in specific habitats (typically in cave deep zones to attract troglobionts), left <i>in situ</i> for a few days, then baits and arthropods selectively removed; baits typically placed on the cave floor and within cracks and crevices of walls and ceiling; a variety of baits may be used to attract different feeding guilds, refer to text for more information.	14

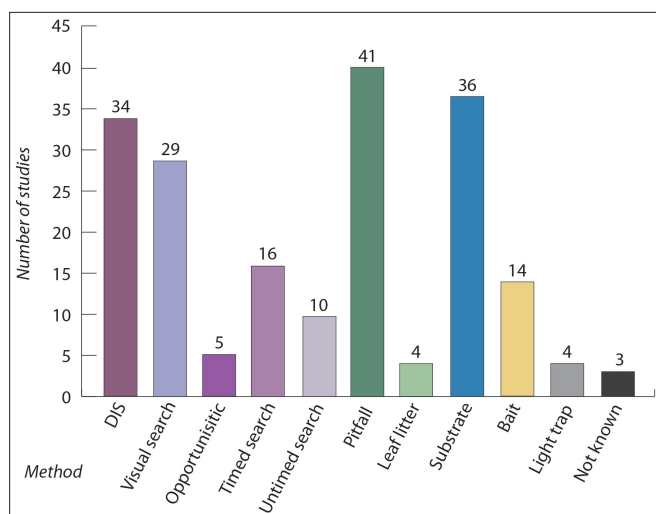


Fig. 5. Total number of times each sampling technique was applied for the 110 studies reviewed. Because multiple techniques were used for more than half of the studies reviewed, the contents of this graph total more than 110. Hand collecting (DIS through Untimed Search in purple hues), and trapping (pitfall and leaf litter in green hues). Variants of same color were used to convey similarities across techniques. DIS refers to 'direct intuitive search' (which combined timed and untimed applications).

Visual searching was employed as a single technique in nine inventory studies and one ecological study. Additionally, in three cases, arthropods were “visually counted” (two ecological and one inventory); most of these studies applied visual counting in combination with other techniques.

Phrases such as “hand collecting”, “visual searching”, “direct searching”, or simply “collecting” were used to describe this technique. This category likely represents studies applying direct intuitive searches, opportunistic collecting, or a combination of the two; unfortunately, there was not sufficient information provided to confidently make this determination. This approach is particularly useful for targeting some predators (in particular, spiders and harvestmen). Additionally, some negatively phototactic arthropods will retreat from the observers’ light and may not be detected.

Opportunistic collecting: Five studies applied what we considered ‘opportunistic collecting’. With the exception of two cases (Wynne & Pleytez, 2005; Ferreira et al., 2000), the remaining studies specifically stated

arthropods were collected opportunistically (refer to Reeves et al., 2000; Wynne & Voyles, 2014; Wynne et al., 2018). This technique involves researchers walking through the cave, examining rock walls, floors, and ceilings, and collecting arthropods as they are encountered (e.g., Wynne et al., 2018).

Timed searches: This adds a systematic component to visual searches for cave-dwelling arthropods. Timed searches (TS) may be applied to improve the thoroughness of trapping or baiting, as well as for sampling arthropods by cave environmental zone, at predetermined intervals or within quadrats. When applied in concert with trapping or baiting, we recommend further standardizing this approach by using a fixed grid or radius around the trap or bait.

Timed searches were applied in 16 of the 110 papers examined. This technique included several variations *viz.*: coupled TS with pitfall trapping (3 studies); conducted TS within defined quadrats (5 studies); applied TS by cave environmental zone (4 studies); conducted TS at standard intervals (1 study); applied a total amount of time spent per cave searching (1 study); and two studies did not provide enough information to determine how the TS was applied. For the studies using pitfall trapping, two (Campbell et al., 2011; Wynne et al., 2018) used fixed radius TS around the traps prior to deployment and removal, while Peck (1976) applied an undefined radius, one-minute search prior to trap deployment and removal.

For 11 studies, timed searches were employed within study designs using cave environmental zones, quadrat, or interval sampling approach. Wynne & Voyles (2014) and Oromí et al. (1990) used TS in the three primary environmental zones (entrance, twilight, and “dark”), while Ashmole et al. (1992) applied TS at selected locations within the twilight and “dark” zones. Prous et al. (2004) searched for ≥ 25 minutes at 2-m intervals. Lunghi et al. (2014), Sharratt et al. (2000) and Tobin et al. (2014) performed TS using quadrat sampling at 7.5 minutes, 10 to 25 minutes, and 30 minutes per quadrat, respectively. Weinstein and Slaney (1995) employed a TS approach along five transects, which encompassed the twilight, transition, and deep zones; their results were compared to the results of other systematically applied techniques. Christiansen & Bullion (1978) applied TS most broadly; whereby they searched for 30 to 120 minutes along the length of each of their 58 study caves. Both Sendra & Reboleira (2012) and Sendra et al. (2014) performed one-hour searches within selected areas, but were not specific about where these searches occurred.

An added benefit of this technique, when combined with baited pitfall trapping, is detection of animals attracted by the bait but not ensnared by the trap. If consistently applied, it also allows comparisons of relative population density between caves – at least for species that are common and whose behavior is well known (e.g., Wynne et al., 2018).

Untimed searches: Untimed searches (UTS) were employed in 10 studies and applied in similar circumstances as timed searches. For five cases, this protocol was applied in conjunction with either

pitfall or leaf-litter trapping, two studies employed UTS within a multi-technique sampling frame (not related to pitfall or leaf litter trapping), and three studies used UTS as a single technique. For studies coupling this technique with trapping, three of these studies used this method both before trap deployment and prior to trap removal (Poulson & Culver, 1969; Martín & Oromí, 1986; Wynne & Voyles, 2014), while two studies (Schneider & Culver, 2004 and Humphreys, 1991) applied this technique to pitfall traps and leaf litter traps, respectively, upon trap removal only. Martín & Oromí (1986) were the only study to define a search radius (1 to 5-m) around trapping stations.

The remaining studies used untimed searches within a quadrat, zonal or zonal sampling design. Krejca & Weckerly (2007), Dao-Hong (2006) and Prous et al. (2015) applied UTS as a single technique. Prous et al. (2015) and Kur et al. (2016) employed this technique in concert with other sampling methods.

Pitfall trapping: Pitfall trapping (PT) was the most commonly employed technique (41 of 110 studies; Fig. 5). Four approaches were used including baited with or without a preservative (e.g., alcohol, ethylene, or propylene glycol), and unbaited with or without a preservative. Traps with preservative result in 100% take (i.e., kill) of animals that fall into the trap. Traps without a preservative maintain captured animals alive until examined by researchers. However, captured animals may escape, be eaten by other animals, or die and begin to decompose before retrieval (Weeks & McIntyre, 1997). Weinstein & Slaney (1995) used glass jars with a constricted mouth since the curved neck should limit escape.

Pitfall traps were typically counter-sunk within the cave sediment and/or rocky substrate to minimize an exposed lip that might prevent capture of arthropods. When this was not possible, researchers built ramps around each trap using local materials (e.g., rocks, wooden debris, etc.) to provide invertebrates with easier access to the trap (e.g., Ashmole et al., 1992; Wynne & Voyles, 2014; Wynne et al., 2018). Campbell et al. (2011) developed a ramped PT design (trap was placed on the ground surface with plastic ramps leading to PT). Růžička et al. (2016) applied a free-hanging PT design, which attached to the walls of a vertical deep pit; these traps consisted of a ramp leading from the wall onto a platform with PT at center.

Of the 41 papers reporting on the use of pitfall traps, one study used both baited and unbaited traps (without preservative), 17 studies applied baited traps without preservative, 13 used bait with a preservative, three studies applied unbaited traps, five employed traps with preservative only, and two studies stated only that traps were used (Fig. 6). Various types of bait were used including rotten liver, cheese, banana, and peanut butter (Table 3). Four studies suspended baits (either cheese or liver) over a “Turquin” liquid, which served as both an attractant and preservative. Serrano & Borges (2010) described Turquin as a mixture of 1000-ml of dark beer, 5-ml acetic acid, 5-ml formalin, and 10-g of chloral hydrate. One study used PT with a “variety

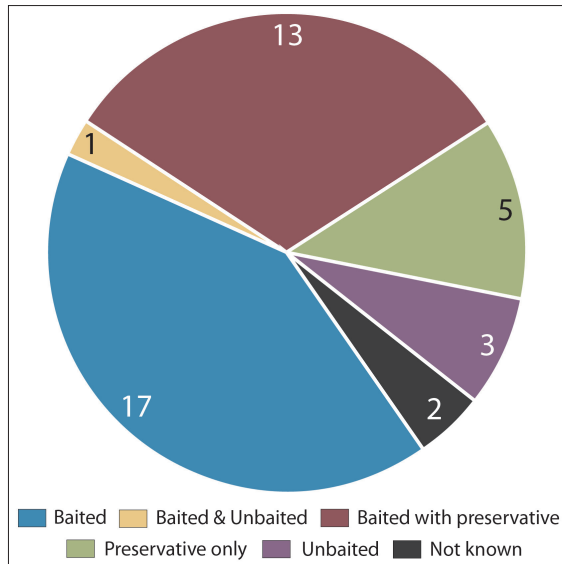


Fig. 6. Application of pitfall trapping across the 41 studies employing this technique. Legend reads left to right; pie chart reads clockwise starting with largest slice at bottom.

of attractants" (Araujo & Peixoto, 2015). Two studies used PT with only a preservative – formalin (Dessen et al., 1980) and a 50/50 water/ethanol mixture (Iskali & Zhang, 2015). Two studies (Reeves, 2001; Deleva & Georgiev, 2015) used ethylene glycol, which served as both an attractant and preservative. One study used cheese and ethylene glycol as a bait/ attractant (Isaia et al., 2011). Wynne & Voyles (2014) used live capture baited and unbaited PT and Wynne et al. (2018) used live capture PT; both studies baited with peanut butter.

Functional groups most often captured in PT include detritivores and omnivores, as well as some predators and other functional groups. However, some cavernicoles, especially many troglomorphic species, do not enter pitfalls (Kuřtor & Novak, 1980; Bell et al., 2007). Both Barber (1931) and Valentine (1941) favored baited PT for capturing cavernicolous, omnivorous, and carrion beetles due to its quick return rate. Wynne et al. (2018) reported that most

(70% of beetle morphospecies) were detected with baited traps. Conversely, spiders and volant species may escape from live capture pitfalls.

Other considerations include anticipating possible disturbance by rats or other mammals (including humans), as well as mitigating the potential harmful effects of this method on the cave resources. Placing cages around each trap may limit rodent disturbance, but may also prevent access by targeted animals. To limit human disturbance, hiding traps or deploying in cryptic areas may help. Importantly, efforts must be made to prevent disturbance to other cave resources (e.g., archaeological, cultural, geologic, and paleontological) when placing and removing traps. In some cases, physically disturbing the cave floor or sediments to install traps may be prohibited. Additionally, many preservatives applied in the past (e.g., picric acid, choral hydrate, and formalin) are now regulated chemicals and considered dangerous to use in caves. Propylene glycol with the proper mixture of ethanol to break the surface tension is a preferred preservative for most invertebrates and is considered environmentally safe.

Substrate sampling: Substrate sampling involves collecting samples of sediment (e.g., soil, guano, or organic material), and then extracting specimens using a variety of techniques. The most common extraction methods include using Berlese or Tullgren funnels, floating in a liquid, and sieving. Thirty-six studies applied this approach including: 16 studies examined bat guano; eight studies sampled sediment; five sampled "organic debris" or "detritus;" two studies sampled leaf litter; one study examined both sediment and bat guano; one study sampled oilbird (*Steatornis caripensis* Humboldt, 1817) seed beds and bat guano deposits; and, three studies did not state clearly what substrate was sampled.

Seventeen studies sampled substrate systematically. Of note, researchers applied the following methods: (i) a percentage or specific quantity of sediment (Welbourn, 1978; Northup et al., 1994; Lamprinou et

Table 3. Summary of bait types used in pitfall traps.

Bait type	References
Rotten liver	Poulson & Culver, 1969; Richards, 1971; Peck, 1976; Welbourn, 1978; Martín & Oromí, 1986; Ferreira et al., 2000
Cheese	Richards, 1971; Chapman, 1980; Oromí et al., 1990; Ashmole et al., 1992; Lewis et al., 2003; Schneider & Culver, 2004; Serrano & Borges, 2010; Sendra & Reboleira, 2012; Sendra et al., 2014
Peanut butter	Wynne & Voyles, 2014; Phillips et al., 2016; Wynne et al., 2018
Mixture of rice, fish, and meat	Chapman, 1982
Combination of meat, cheese, tinned fish, damp biscuits, jam, bird carcasses, human feces	Chapman, 1980
Ripe banana	Weinstein & Slaney, 1992
Beef liver, banana	Campbell et al., 2011
Oats, sugar, margarine	Reddell & Veni, 1996
Cheese and mushrooms	Howarth et al., 2007
Rotten beef with apple and cherry/ maraschino essence	Kozel et al., 2017
"Bone"	Bertolana et al., 1994

al., 2009; Dumnicka et al., 2015) or bat guano (Braack, 1989; Pellegrini & Ferriera, 2013; Iskali & Zhang, 2015) was collected; (ii) sediment (Herrera, 1995) or guano samples (Negrea & Negrea, 1971) were divided into subsamples by depth; and, (iii) a percentage of each bat guano pile was sampled (Ferreira & Martins, 1999; Ferreira et al., 2000). The remaining six studies applied a systematic design, but did not provide the quantities of materials collected.

Substrate sampling is used primarily for collecting microarthropods. However, if samples are not handled properly and processed in a timely manner, they can become damaged resulting in few to no animals extracted. Animals most likely to be detected are guanophiles, edaphobites, detritivores, and their predators.

Bait sampling: Typically, bait sampling involves deployment of baits directly onto cave floors, walls, and ceilings, as well as within cracks and fissures, and is typically applied to detect subterranean-limited (i.e., troglomorphic) species. Fourteen studies reported using baits. These included baits: used in cave deep zones only in six studies (Peck, 1989; Buhlmann, 2001; Howarth et al., 2007; Faille et al., 2015; Kur et al., 2016; Wynne et al., 2018); deployed along the length of caves in three studies (Peck, 1982; Reeves & McCreddie, 2001; Pape & O'Connor, 2014); employed in select cave zones in one study (Howarth & Stone, 1990); and, placed at the bottom of vertical pits in another study (Schneider et al., 2011). Three studies did not provide specific details on the placement of baits.

Baits are often chosen based on their potential to attract specific taxa of interest. A variety of baits have been used including liver-based cat food (Buhlmann, 2001), chicken liver (Reeves & McCreddie, 2001), sweet potato (Howarth & Stone, 1990), wooden blocks (plant species not defined; Pape & O'Connor, 2014), dung and carrion (type of carrion not identified; Peck & Peck, 1981; Peck, 1989), liver and "carrion" (type not defined; Holsinger & Peck, 1971), carrion and cheese (types not defined; Peck, 1982), cottage cheese with bread (Kur et al., 2016), commercially-purchased dead "white lab rats" (Schneider et al., 2011), sweet potato, native tree branches, chicken liver and fish entrails (Wynne et al., 2018), cat food, chicken liver, dung, rotten apples and cheese (Reeves et al., 2000), sweet potato, blue cheese, mushroom and oatmeal (Howarth et al., 2007), and moss, rotten wood and cheese (types not described; Faille et al., 2016). For all bait types, efforts should be made to remove residues once sampling is completed.

Leaf litter attractant: Leaf litter was used both as an attractant and habitat substrate in four studies. The litter serves as habitat, cover and nutrient source for fungivores, detritivores, omnivores and their predators. Three studies (Humphreys, 1991; Weinstein & Slaney, 1995; Encinares & Lit, 2014) placed leaf litter within a trap structure, while Schneider et al. (2011) placed leaf litter directly on the cave floor. Humphreys (1991) used leaf litter traps with a water delivery system to keep the litter wet and facilitate leaf decomposition; he examined the effects of nutrient subsidies to caves.

Whereas, Weinstein & Slaney (1995) and Encinares & Lit (2014) compared the efficacy of using wet and dry leaf traps. If using a water drip system, checking and maintaining traps will depend upon the amount of time water can be actively delivered before the water runs out. Schneider et al. (2011) reported that millipedes and collembolans were most abundantly detected groups in their study.

Leaf litter should be cleaned before deployment in caves. Encinares & Lit (2014) used a Berlese funnel to extract arthropods prior to using bamboo. However, autoclaving leaves would ensure the material does not harbor harmful and unwanted organisms, such as *Beauveria bassiana* (Bals.-Criv.) Vuill. (1912) (Gunde-Cimerman et al., 1998) and *Metarhizium anisopliae* (Metschnikoff, 1879) Sorokin, 1883 (Zhang et al., 2017), which are entomopathogens; both have broad host ranges and are widely used for pest control in surface environments. Insect predators (Howarth & Moore, 1984) and alien species competitors (Wynne et al., 2014) may also be introduced. Failure to apply this cleaning step may also result in captured surface arthropods being incorrectly classified as cavernicoles. For reference, Slaney & Weinstein (1996) provided an illustration of their trap design.

Light trapping & Dry ice: Three studies used incandescent white light trapping (McClure et al., 1967; Chapman, 1980; Peck, 1984). Peck (1984) indicated his light suction trap designed to specifically target Diptera was unsuccessful. While this technique may be useful in attracting some arthropods like certain species of Diptera, Lepidoptera, and Coleoptera, using full spectrum lighting to attract arthropods hasn't resurfaced in the literature (at least based upon our review) in over 30 years. However, Reeves (2001) employed both black lights and dry ice for trapping arthropods, although there was no discussion specifically stating the efficacy of these techniques.

DISCUSSION

As cavernicolous arthropod inventories and question-driven research projects are conducted in the future, we recommend structuring these studies in a manner that maximizes scientific inference and provides the information necessary to make evidence-based management decisions. To this end, future studies should include the following elements: systematic experimental design; repeatability (in that the methods are thoroughly reported); use of multiple techniques; and use of multiple site visits (Wynne et al., 2018).

Most of the studies reviewed did not include a clearly discernable *a priori* systematic study design. Culver & Sket (2002) even questioned the utility of such an approach for both sampling and monitoring cavernicolous arthropods. Certainly, low population densities and the heterogeneous nature in which microhabitats and nutrients are distributed within caves, as well as the seasonal influx of nutrients (e.g., bat guano and flood detritus), have presented researchers with challenges for both optimal sampling and monitoring. Nonetheless, for cave biology to

progress, systematically applied experimental design and sampling efforts are necessary both to make results comparable across caves and to advance hypothesis-driven studies. For monitoring cave-dwelling arthropod species of concern, the U.S. Fish and Wildlife Service has partially addressed the heterogeneity issue by requiring a suite of environmental conditions be met and surveys conducted during the most appropriate season, as well as providing a checklist of suitable conditions for troglomorphic arthropods (USFWS, 2006). We recommend that sampling also include an intensive systematic approach to optimally detect the greatest number of species, as well as potentially detect more cryptic animals (such as troglobionts; Wynne et al., 2018).

Only 24 studies were repeatable (i.e., workers clearly documented their sampling techniques and experimental design). For cave arthropod studies to more solidly advance our understanding of cave communities both temporally and spatially, researchers should thoroughly document how their field data were collected. Without this step, meaningful quantitative comparisons across caves and regions cannot be made and evidence-based conservation planning and monitoring of sensitive taxa and/or communities cannot be assured.

We recognize that optimal sampling methods change over time as technology and our understanding of cave ecology advances; therefore, we hope that this paper will serve to advance future work. We realize the methods applied must be appropriate to fulfill the objectives of the particular study. Thus, one set of protocols will unlikely be suitable for all cave studies. Furthermore, the complexity of caves often requires that study designs be modified in the field to address local cave conditions.

That said, we recommend further standardization of sampling terminology (refer to Table 2). The most substantial gray areas in our review were the lack of clarity on use of the terms: visual searches, direct searches, opportunistic collecting, and direct intuitive searches. 'Visual searching' was either 'opportunistic collecting' or 'direct intuitive searching'; however, because there was not sufficient information to explain what the workers meant by 'visual searching,' we created the visual search category. Furthermore, we also found inconsistencies in how direct searches were described. Thus, when information was lacking, studies using direct searches were included in the visual search category. Providing a sufficient description of the sampling methods applied will be critical to avoiding confusion in the future.

Clear descriptions of the study design and the sampling methods can be further enhanced by including figures of sampling locations plotted on cave maps for the sake of repeatability. Given that most journals offer archiving of data as online supplemental information, this is a methodological perk available to most researchers, often at no extra cost. Thus, inclusion of this information will enable future workers to know the precise locations of past sampling efforts, and may use this information for both replicating experiments and establishing future

monitoring strategies for resource management. However, researchers must adhere to federal and local agencies and regulations in the countries in which they work regarding the publication of potentially sensitive information (e.g., USC, 1988). Research permits for cave access often include a nondisclosure clause regarding the dissemination of sensitive data (e.g., cave names and in some cases, cave maps). When such guidance is not provided, we recommend using a decision tree like the one developed by Tulloch et al. (2018) to examine the risks and benefits associated with disclosing potentially sensitive information.

Of the papers included in this analysis, 10 studies conducted 10 or more site visits per cave. We recognize many biological inventories are designed to visit as many caves as possible in a short time to establish a baseline for site specific or regional diversity. Unfortunately, in most cases it is unlikely enough site visits were conducted to reasonably characterize arthropod diversity or community structure. For example, Wynne et al. (2018) intensively sampled 26 caves (10 caves each in two southwestern U.S. national monuments and six caves at Rapa Nui National Park, Easter Island, Chile), where they conducted between two to six site visits per cave. For each region, they pooled data across all caves and generated species accumulation curves – none of the curves for any of the regions exhibited signs of asymptotic behavior (Wynne et al., 2018). Thus, while biological inventories are of critical importance in establishing baseline information, as well as being helpful as a hypothesis generating exercise for future work, these data are typically quite limited in their ability to fully characterize arthropod communities.

Multiple site visits may be especially critical to more thoroughly inventory troglomorphic arthropods. For a cave in Williamson County, Texas, Krejca & Weckerly (2007) reported that despite intensive surveys by trained cave biologists an undescribed pseudoscorpion species was discovered upon the 40th visit to the cave. While not directly applicable to terrestrial cave-dwelling invertebrates, Sket (1981) and Culver et al. (2004) reported a new stygobiont (belonging to a new genus) after over one hundred site visits to a well studied cave in Slovenia. Granted it may be impossible for most studies to conduct 40 to 100 site visits per cave, but these examples underscore the need to conduct multiple site visits to most thoroughly define cave communities.

When sampling techniques are applied singly, the study may (a) fail to identify species of potential management concern (e.g., troglobionts and relict species), and (b) not be effective for long-term monitoring to detect changes related to anthropogenic impacts or stochastic events. Through their work, Wynne et al. (2018) found that the six techniques uniquely identified morphospecies; had multiple techniques not been applied, eight new species of presumed cave-restricted arthropods on Easter Island (Wynne et al., 2014), and the range expansions of two species of two tiphiid wasps in west-central New Mexico, would not have been detected (Wynne, 2013). In general, numerous studies (e.g., Muma,

1945; Ashmole & Ashmole, 1987; Basset et al., 1996; Wynne et al., 2018) have shown that applying multiple techniques resulted in the detection of a greater number of individuals and species than studies employing only one technique.

While it is often quite difficult to identify the number of site visits and the suite of techniques required to best capture cave arthropod diversity, Wynne et al. (2018) recommended applying as many sampling techniques and conducting as many site visits as possible. Species accumulation curves and species richness estimators (see Magurran, 2004) are also recommended tools for both gauging the efficacy of sampling efforts, and identifying areas requiring additional inventories. In most cases, Wynne et al. (2018) reported that species accumulation curves were more asymptotic (i.e., flatter) for all techniques combined (they applied a total of six techniques) than for curves generated using data from single techniques. Schneider & Culver (2004), who focused their efforts on troglomorphic arthropods, reported none of their species accumulation curves neared asymptotic behavior. Reporting similar non-asymptotic behavior, Gallão & Bichuette (2015) emphasized that sensitive subterranean-adapted species may be overlooked due to limited sampling; this could result in making incorrect management decisions based upon incomplete information.

To address the dilemma of incomplete surveys, Howarth & Ramsay (1989) recommended the use of 'indicator species' as a proxy for making management decisions. Specifically, discovering a cave passage with suitable environmental conditions associated with one or more significant cavernicoles may be sampled to gain inference into whether the cave warrants protective management or should be more fully studied.

While most of papers examined (~62%; or 68 of 110) did not discuss conservation and management implications, we acknowledge recommendations may have been made directly to resource managers and thus were not reported in the peer-reviewed publications we reviewed. Furthermore, conservation may simply not have been a goal of some studies, especially for those papers published before the amendment to the U.S. Endangered Species Act in 1978, which expanded the Act to include invertebrate species (USC, 1973). Subsequently, our review may underestimate the contributions made by some of these studies to conservation. However, with the rising anthropogenic impacts facing cave ecosystems globally, we maintain that inclusion of this information in the published literature is essential to aid in further developing the field of cave biology and promoting improved management and policy strategies.

Given the sensitivity of most cave communities and troglomorphic species to human disturbance, conservation and management should be at the forefront of cave biology. Through improvements in methodological reporting, systematic sampling designs using multiple techniques, and reliance on species accumulation curves to guide the number of site visits required to establish a reasonable baseline,

cave biologists will both strengthen their ability to make more robust statistical inference and develop sound management recommendations based upon the best available data and resultant science.

ACKNOWLEDGEMENTS

We sincerely thank Jeffery Foster and Thomas Sisk of Northern Arizona University for providing comments and editorial suggestions. David Culver and Matthew Niemiller peer-reviewed this paper. Melanie W. Gregory and Alan Campbell offered fruitful discussions on color schemes for figures. Their contributions greatly improved the quality of this manuscript.

REFERENCES

- Aley T.J., 1976 – *Hydrology and surface management*. In: *The National Cave Management Symposium Proceedings*. Albuquerque, New Mexico, p. 44-45.
- Araujo A.V. & Peixoto R.S., 2015 – *The impact of geomorphology and human disturbances on the faunal distributions in Tiquara and Angico Caves of Campo Formoso, Bahia, Brazil*. *Ambient Science*, **2**: 25-30.
<https://doi.org/10.21276/ambi.2015.02.1.ra04>
- Ashmole M.J. & Ashmole N.P., 1987 – *Arthropod communities supported by biological fallout all recent lava flows in the Canary Islands*. *Entomologica Scandinavica Supplement*, **32**: 67-88.
- Ashmole N.P., Oromí P., Ashmole M.J. & Martín J.-L., 1992 – *Primary faunal succession in volcanic terrain: lava and cave studies on the Canary Islands*. *Biological Journal of the Linnean Society*, **46**: 207-234.
<https://doi.org/10.1111/j.1095-8312.1992.tb00861.x>
- Badino G., 2004 – *Cave temperatures and global climate change*. *International Journal of Speleology*, **33**: 103-114. <https://doi.org/10.5038/1827-806X.33.1.10>
- Barber H.S., 1931 – *Traps for cave inhabiting insects*. *Journal of the Mitchell Society*, **46**: 259-266.
<https://www.jstor.org/stable/24332344>
- Barr T.C., Jr. & Reddell J.R., 1967 – *The arthropod cave fauna of Carlsbad Caverns Region, New Mexico*. *The Southwestern Naturalist*, **12**: 253-273.
<https://doi.org/10.2307/3669113>
- Basset Y., Springate N.D., Aberlenc H.P. & Delvare G., 1996 – *A review of methods for sampling arthropods in tree canopies*. In: Stork N.E., Adis J. & Didham R.K. (Eds.), *Canopy arthropods*. Chapman and Hall, London, p. 27-52.
- Bell W.J., Roth L.M. & Nalepa C.A., 2007 – *Cockroaches: Ecology, behavior and natural history*. Johns Hopkins University Press, Baltimore, 248 p.
- Benedict E.M., 1979 – *A new species of Apochthonius Chamberlin from Oregon (Pseudoscorpionida, Chthoniidae)*. *Journal of Arachnology*, **7**: 79-83.
<https://www.jstor.org/stable/3704956>
- Bento D.D.M., Ferreira R.L., Prous X., Souza-Silva M., Bellini B.C. & Vasconcellos A., 2016 – *Seasonal variations in cave invertebrate communities in the semiarid Caatinga, Brazil*. *Journal of Cave and Karst Studies*, **78**: 61-71.
<https://doi.org/10.4311/2015LSC0111>
- Bertolana R., Manicardi G.C. & Rebecchi L., 1994 – *Faunistic study in the karst complex of Frasassi (Genga, Italy)*. *International Journal of Speleology*, **23**: 61-77.
<https://doi.org/10.5038/1827-806X.23.1.9>
- Borges P.A.V., Cardoso P., Amorim I.R., Pereira F.E.A.P., Constância J.P., Nunes J.C., Barcelos P., Costa P.,

- Gabriel R. & Dapkevicius M.L., 2012 – *Volcanic caves: priorities for conserving the Azorean endemic troglobiont species*. International Journal of Speleology, **41**: 101-112. <https://doi.org/10.5038/1827-806X.41.1.11>
- Braack L.E.O., 1989 – *Arthropod inhabitants of a tropical cave “island” environment provisioned by bats*. Biological Conservation, **48**: 77-84. [https://doi.org/10.1016/0006-3207\(89\)90027-X](https://doi.org/10.1016/0006-3207(89)90027-X)
- Buhlmann K.A., 2001 – *A biological inventory of eight caves in northwestern Georgia with conservation implications*. Journal of Cave and Karst Studies, **63**: 91-98.
- Campbell J.W., Woods M., Ball H.L., Pirkle R.S., Carey V. & Ray C.H., 2011 – *Terrestrial macroinvertebrates captured with a baited ramp-pitfall trap from five limestone caves in North Alabama and Georgia (USA) and their association with soil organic matter*. Journal of Natural History, **45**: 2645-2659. <https://doi.org/10.1080/00222933.2011.597884>
- Chapman P., 1980 – *The biology of caves in Gunung Mulu National Park, Sarawak*. Transactions of the British Cave Research Association, **7**: 141-149.
- Chapman P., 1982 – *The ecology of caves in the Gunung Mulu National Park, Sarawak*. Transactions of the British Cave Research Association, **9**: 142-163.
- Chapman P., 1983 – *Quantitative analysis of cave-dwelling invertebrates in Estado Falcón, Venezuela*. National Speleological Society Bulletin, **45**: 40-44.
- Chevaldonné P. & Lejeune C., 2003 – *Regional warming-induced species shift in northwest Mediterranean marine caves*. Ecology Letters, **6**: 371-379. <https://doi.org/10.1046/j.1461-0248.2003.00439.x>
- Christiansen K. & Bullion M., 1978 – *An evolutionary and ecological analysis of the terrestrial arthropods of caves in the Central Pyrenees*. National Speleological Society Bulletin, **40**: 103-117.
- Christman M.C., Culver D.C., Madden M.K. & White D., 2005 – *Patterns of endemism of the eastern North American cave fauna*. Journal of Biogeography, **32**: 1442-1452. <https://doi.org/10.1111/j.1365-2699.2005.01263.x>
- Culver D.C., 1986 – *Cave faunas*. In: Soulé M. (Ed.), *Conservation biology*. Sinauer Associates, Inc., Sunderland, p. 427-443.
- Culver D.C. & Sket B., 2002 – *Biological monitoring in caves*. Acta Carsologica, **31**: 55-64. <https://doi.org/10.3986/ac.v31i1.403>
- Culver D.C., Master L.L., Christman M.C. & Hobbs H.H. III., 2000 – *Obligate cave fauna of the 48 contiguous United States*. Conservation Biology, **14**: 386-401. <https://doi.org/10.1046/j.1523-1739.2000.99026.x>
- Culver D.C., Christman M.C., Sket B. & Trontelj P., 2004 – *Sampling adequacy in an extreme environment: species richness patterns in Slovenia caves*. Biodiversity and Conservation, **13**: 1209-1229. <https://doi.org/10.1023/B:BIOC.0000018153.49280.89>
- Dao-hong L., 2006 – *Correlation between the animal community structure and environmental factors in Dongbei Cave and Shuijiang Cave of Guizhou Province*. Zoological Research, **27**: 481-488.
- Deleva S. & Georgiev D., 2015 – *Quantitative comparison of the complexes of terrestrial arthropods (Arthropoda) in two caves, located in different karst regions in Western Rhodopes mountains, Bulgaria*. Historia Naturalis Bulgarica, **21**: 257-266.
- Dessen E.M.B., Eston V.R., Silva M.S., Temperini-Beck M.T. & Trajano E., 1980 – *Levantamento preliminar da fauna de cavernas de algumas regiões do Brasil*. Ciência e Cultura, **32**: 714-725.
- Deharveng L. & Bedos A., 2000 – *The cave fauna of Southeast Asia: Origin, evolution and ecology*. In: Wilkens H., Culver D.C. & Humphreys W.F. (Eds.), *Ecosystems of the World 30: Subterranean ecosystems*. Elsevier, Amsterdam, p. 603-632.
- Drost C.A. & Blinn D.W., 1997 – *Invertebrate community of Roaring Springs Cave, Grand Canyon National Park, Arizona*. The Southwestern Naturalist, **42**: 497-500. <https://www.jstor.org/stable/30055318>
- Dumnicka E., Galas J., Karlikowska J. & Sznober N., 2015 – *Temporary co-existence of aquatic and terrestrial invertebrates in shallow periodically flooded and frozen cave*. Biologia, **70**: 1201-1209. <https://doi.org/10.1515/biolog-2015-0142>
- Eberhard S.M., Halse S.A. & Humphreys W.F., 2005 – *Stygofauna in the Pilbara region, northwest Western Australia: a review*. Journal of the Royal Society of Western Australia, **88**: 167-176.
- Edington M.A., 1984 – *Biological observation on the Ogbunike Cave System, Anambra State, Nigeria*. Studies in Speleology, **5**: 31-38.
- Elliott W.R., 1992 – *Fire ants invade Texas caves*. American Caves: Winter **13**.
- Elliott W.R., 2000 – *Conservation of the North American cave and karst biota*. In: Wilkens H., Culver D.C. & Humphreys W.F. (Eds.), *Ecosystems of the World 30: Subterranean ecosystems*. Elsevier, Amsterdam, p. 665-689.
- Encinares J.M.A. & Lit I.L. Jr., 2014 – *Evaluation of leaf litter baits for sampling insects in Bulalon Cave, Burdeos, Pollilo Island, Quezon Province, Philippines*. Philippine Entomologist, **28**: 76-89.
- Faillie A., Bourdeau C. & Deharveng L., 2015 – *Weak impact of tourism activities on biodiversity in a subterranean hotspot of endemism and its implications for the conservation of cave fauna*. Insect Conservation and Diversity, **8**: 205-215. <https://doi.org/10.1111/icad.12097>
- Ferreira R.L. & Martins R.P., 1999 – *Trophic structure and natural history of bat guano invertebrate communities, with special reference to Brazilian caves*. Tropical Zoology, **12**: 231-252. <https://doi.org/10.1080/03946975.1999.10539391>
- Ferreira R.L., Martins R.P. & Yanega D., 2000 – *Ecology of bat arthropod communities in a Brazilian cave*. Ecotropica, **6**: 105-116.
- Gallão J.E. & Bichuette M.E., 2015 – *Taxonomic distinctness and conservation of a new high biodiversity subterranean area in Brazil*. Anais da Academia Brasileira de Ciências, **87**: 209-217. <https://doi.org/10.1590/0001-3765201520140312>
- Gao Z., Wynne J.J. & Zhang F., 2018 – *Two new species of cave-adapted pseudoscorpions (Pseudoscorpiones, Neobisiidae, Chthoniidae) from Guangxi, China*. Journal of Arachnology, **46**: 345-354. <https://doi.org/10.1636/JoA-S-17-063.1>
- Gibert J. & Deharveng L., 2002 – *Subterranean ecosystems: a truncated functional biodiversity*. BioScience, **52**: 473-481. [https://doi.org/10.1641/0006-3568\(2002\)052\[0473:SEATFB\]2.0.CO;2](https://doi.org/10.1641/0006-3568(2002)052[0473:SEATFB]2.0.CO;2)
- Gilgado J.D., Enghoff H., Tinaut A. & Ortuno V.M., 2015 – *Hidden biodiversity in the Iberian Mesovoid Shallow Substratum (MSS): New and poorly known species of the millipede genus Archipolydesmus Attems, 1898 (Diplopoda, Polydesmidae)*. Zoologischer Anzeiger-A Journal of Comparative Zoology, **258**: 13-38. <https://doi.org/10.1016/j.jcz.2015.06.001>

- Graening G.O. & Brown A.V., 2003 – *Ecosystem dynamics and pollution effects in an Ozark cave stream*. Journal of the American Water Resources Association, **39**: 1497-1507. <https://doi.org/10.1111/j.1752-1688.2003.tb04434.x>
- Gunde-Cimerman N., Zalar P. & Jeram S., 1998 – *Mycoflora of cave cricket Troglophilus neglectus cadavers*. Mycopathologia, **141**: 111-114. <https://doi.org/10.1023/A:1006947524503>
- Herrera F.F., 1995 – *Las comunidades de arthropodos del guano de guacharos en la cueva del guacharo, Venezuela*. Boletim da Sociedade Venezolana de Espeleologia, **29**: 39-46.
- Hill S.B., 1981 – *Ecology of Balo guano in Tamana Cave, Trinidad, W.I.* In: Beck B.F. (Ed.), *Proceedings of the 8th International Congress of Speleology*, Bowling Green, KY, **1**: 243-246.
- Holsinger J.R. & Peck S.B., 1971 – *The invertebrate cave fauna of Georgia*. National Speleological Society Bulletin, **33**: 23-44.
- Holsinger J.R., Baroody R.A. & Culver D.C., 1976 – *The invertebrate cave fauna of West Virginia*. West Virginia Speleological Survey Bulletin, **7**: 1-82.
- Howarth F.G., 1980. *The zoogeography of specialized cave animals: A bioclimatic model*. Evolution, **34**: 394-406. <https://doi.org/10.1111/j.1558-5646.1980.tb04827.x>
- Howarth F.G., 1983 – *Ecology of cave arthropods*. Annual Review of Entomology, **28**: 365-389. <https://doi.org/10.1146/annurev.en.28.010183.002053>
- Howarth F.G. & Moore J., 1984 – *The land nemertine Argonemertes dendyi (Dakin) in Hawaii (Nemertinea: Hoplonemertinea: Prosorhochmidae)*. Pacific Science, **37**: 141-144.
- Howarth F.G. & Ramsay G.W., 1991 – *The conservation of island insects and their habitats*. In: Collins N.M. & Thomas J.A. (Eds.), *The Conservation of Insects and their Habitats*, 15th Symposium of the Royal Entomological Society of London. Academic Press, p. 71-107. <https://doi.org/10.1016/B978-0-12-181370-3.50010-5>
- Howarth F.G. & Stone F.D., 1990 – *Elevated carbon dioxide levels in Bayliss Cave, Australia: Implications for the evolution of obligate cave species*. Pacific Science, **44**: 207-218.
- Howarth F.G. & Stone F.D., 1993 – *Conservation of Hawaii's speleological resources*. In: Halliday W.R. (Ed.), *Proceedings of the third international symposium on volcanospeleology*, Bend, Oregon, 1982. International Speleological Foundation, Seattle, p. 124-126.
- Howarth F.G., James S.A., McDowell W., Preston D.J. & Imada C.T., 2007 – *Identification of roots in lava tube caves using molecular techniques: implications for conservation of cave arthropod faunas*. Journal of Insect Conservation, **11**: 251-261. <https://doi.org/10.1007/s10841-006-9040-y>
- Humphreys W.F., 1991 – *Re-establishment of pulse-driven populations in a terrestrial troglobite community*. Journal of Animal Ecology, **60**: 609-623. <https://doi.org/10.2307/5301>
- Isaia M., Giachino P.M., Sapino E., Casale A. & Badino G., 2011 – *Conservation value of artificial subterranean systems: A case study in an abandoned mine in Italy*. Journal for Nature Conservation, **19**: 24-33. <https://doi.org/10.1016/j.jnc.2010.04.002>
- Iskali G. & Zhang Y., 2015 – *Guano subsidy and the invertebrate community in Bracken Cave: the world's largest colony of bats*. Journal of Cave and Karst Studies, **77**: 28-36. <https://doi.org/10.4311/2013LSC0128>
- Kane T.C. & Poulson T.L., 1976 – *Foraging by cave beetles: spatial and temporal heterogeneity of prey*. Ecology, **57**: 793-800. <https://doi.org/10.2307/1936192>
- Kozel P., Pipan T., Šajna N., Polak S. & Novak T., 2017 – *Mitigating the conflict between pitfall-trap sampling and conservation of terrestrial subterranean communities in caves*. International Journal of Speleology, **46**: 359-368. <https://doi.org/10.5038/1827-806X.46.3.2123>
- Krejca J.K. & Weckerly B., 2007 – *Detection probabilities of karst invertebrates*. In: Elliott W.R. (Ed.), *Eighteenth national cave and karst management symposium* (St. Louis, Missouri, USA, 8-12 October 2007). Texas Parks and Wildlife Department, Austin, p. 283-289.
- Kur J., Radwański J.M. & Mioduchowska M., 2016 – *Investigation of the fauna in the Szmaragdowa/Szeptunów Cave in Poland: an example of short time colonization process*. Acta Zoologica Cracoviensia, **59**: 153-162. <https://doi.org/10.3409/azc.59.2.153>
- Kuštor V. & Novak T., 1980 – *Individual differences in trapping activity of two underground beetle species*. Mémoires de Biospéologie, **7**: 77-84.
- Lamprinou V., Pantazidou A., Papadogiannaki G., Radea C. & Economou-Amill A., 2009 – *Cyanobacteria and associated invertebrates in Leontari Cave, Attica (Greece)*. Fottea, **9**: 155-164. <https://doi.org/10.5507/fot.2009.014>
- Lisowski E.A., 1983 – *Distribution, habitat, and behavior of the Kentucky cave shrimp Palaemonias ganteri Hay*. Journal of Crustacean Biology, **3**: 88-92. <https://doi.org/10.2307/1547855>
- Lunghi E., Manenti R. & Ficetola G.F., 2014 – *Do cave features affect underground habitat exploitation by non-troglobite species?* Acta Oecologica, **55**: 29-35. <https://doi.org/10.1016/j.actao.2013.11.003>
- Magurran A.E., 2004 – *Measuring biological diversity*. Blackwell Publishing, Malden, Massachusetts.
- Mammola S, Goodacre S.L. & Isaia M., 2018 – *Climate change may drive cave spiders to extinction*. Ecography, **41**: 233-243. <https://doi.org/10.1111/ecog.02902>
- Martin J.-L. & Oromí P., 1986 – *An ecological study of Cueva de los Roques lava tube (Tenerife, Canary Islands)*. Journal of Natural History, **20**: 375-388. <https://doi.org/10.1080/00222938600770281>
- McClure H.E., Lim B.-L. & Winn S.E., 1967 – *Fauna of the Dark Cave, Batu Caves, Kuala Lumpur, Malaysia*. Pacific Insects, **9**: 400-428.
- Mitchell R.W., 1970 – *Total number and density estimates of some species of cavernicoles inhabiting Fern Cave, Texas*. Annales de Spéléologie, **25**: 73-90.
- Muma M.H., 1945 – *Note on collecting cave spiders*. National Speleological Society Bulletin, **7**: 49.
- Negrea A. & Negrea Ș., 1971 – *Sur la synusie du guano des grottes du Banat (Roumanie)*. Travaux de l'Institut de Spéologie "Émile Racovitza", **10**: 81-122.
- Niemiller M.L. & Zigler K.S., 2013 – *Patterns of cave biodiversity and endemism in the Appalachians and Interior Plateau of Tennessee, USA*. PLoS One, **8**: e64177. <https://doi.org/10.1371/journal.pone.0064177>
- Niemiller M.L., Zigler K.S., Ober K.A., Carter E.T., Engel A.S., Moni G., Philips T.K. & Stephen C.D., 2017 – *Rediscovery and conservation status of six short-range endemic Pseudanophthalmus cave beetles (Carabidae: Trechini)*. Insect Conservation and Diversity, **10**: 495-501. <https://doi.org/10.1111/icad.12263>
- Northup D.E., Carr D.L. & Crocker M.T., 1994 – *Biological investigations in Lechuguilla Cave*. National Speleological Society Bulletin, **56**: 54-63.
- Notenboom J., Plénet S. & Turquin M.-J., 1994 – *Groundwater contamination and its impact on groundwater ecosystems*. In: Gilbert J., Danielopol

- D.L. & Stanford J.A. (Eds.), *Groundwater ecology*. Academic Press Limited, London, p. 477-504.
<https://doi.org/10.1016/B978-0-08-050762-0.50025-5>
- Novak T., Perc M., Lipovsek S. & Janzekovic F., 2012 – *Duality of terrestrial subterranean fauna*. International Journal of Speleology, **41**: 181-188.
<https://doi.org/10.5038/1827-806X.41.2.5>
- Olson R., 2005 – *The ecological effects of Lock and Dam No. 6 in Mammoth Cave National Park*. In: Harmon D. (Ed.), *People, places, and parks: Proceedings of the 2005 George Wright Society conference on parks, protected areas, and cultural sites*. Hancock, Michigan, p. 294-299.
- Oromí P., Martin J.L., Ashmole N.P. & Ashmole M.J., 1990 – *A preliminary report on the cavernicolous fauna of the Azores*. Mémoires de Biospéologie, **17**: 97-105.
- Pape R.B. & O'Connor B.M., 2014 – *Diversity and ecology of the macro-invertebrate fauna (Nemata and Arthropoda) of Kartchner Caverns, Cochise County, Arizona, United States of America*. Check List, **10**: 761-794. <https://doi.org/10.15560/10.4.761>
- Peck S.B., 1976 – *The effect of cave entrances on the distribution of cave-inhabiting terrestrial arthropods*. International Journal of Speleology, **8**: 308-321.
<https://doi.org/10.5038/1827-806X.8.4.1>
- Peck S.B., 1982 – *Invertebrate faunas and zoogeographic significance of lava tube caves in Arizona and New Mexico*. Great Basin Naturalist, **42**: 405-412.
<https://www.jstor.org/stable/41711943>
- Peck S.B., 1984 – *The invertebrate faunas of tropical American caves, Part 6: Jumandi Cave, Ecuador*. International Journal of Speleology, **14**: 1-8.
<https://doi.org/10.5038/1827-806X.14.1.1>
- Peck S.B., 1989 – *The cave fauna of Alabama: part I: the terrestrial invertebrates (excluding Insects)*. National Speleological Society Bulletin, **40**: 39-63.
- Peck S.B. & Kukalova-Peck J., 1981 – *The subterranean fauna and conservation of Mona Island (Puerto Rico)*. National Speleological Society Bulletin, **43**: 59-68.
- Peck S.B. & Wynne J.J., 2013 – *Ptomaphagus parashant new species (Coleoptera: Leiodidae: Cholevinae: Ptomaphagini): the most troglomorphic cholevine beetle known from Western North America*. The Coleopterists Bulletin, **67**: 309-317.
<https://doi.org/10.1649/0010-065X-67.3.309>
- Pellegrini T.G. & Ferreira R.L., 2013 – *Structure and interactions in a cave guano-soil continuum community*. European Journal of Soil Biology, **57**: 19-26.
<https://doi.org/10.1016/j.ejsobi.2013.03.003>
- Poulson T.L. & Culver D.C., 1969 – *Diversity in terrestrial cave communities*. Ecology, **50**: 153-158.
<https://doi.org/10.2307/1934678>
- Prous X., Ferreira R.L. & Martins R.P., 2004 – *Ecotone delimitation: epigean-hypogean transition in cave ecosystems*. Austral Ecology, **29**: 374-382.
<https://doi.org/10.1111/j.1442-9993.2004.01373.x>
- Prous X., Ferreira R.L. & Jacobi C.M., 2015 – *The entrance as a complex ecotone in a Neotropical cave*. International Journal of Speleology, **44**: 177-189.
<https://doi.org/10.5038/1827-806X.44.2.7>
- Pulido-Bosch A., Martín-Rosales W., López-Chicano M., Rodríguez-Navarro C.M. & Vallejos A., 1997 – *Human impact in a tourist karstic cave (Aracena, Spain)*. Environmental Geology, **31**: 142-149.
<https://doi.org/10.1007/s002540050173>
- Reddell J.R., 1994 – *The cave fauna of Texas with special reference to the western Edwards Plateau*. In: Elliott W.R. & Veni G. (Eds.), *The caves and karst of Texas*. National Speleological Society, Huntsville, p. 31-50.
- Reddell J.R. & Veni G., 2001 – *Biology of the Chiquibul Cave System, Belize and Guatemala*. Journal of Cave and Karst Studies, **58**: 131-138.
- Reeves W.K., 1999 – *Exotic species of North American caves*. In: Henderson K. (Ed.), *Proceedings of the 1999 National Cave and Karst Management Symposium*. Chattanooga, p. 164-166.
- Reeves W.K., 2001 – *Invertebrate and slime mold cavernicoles of Santee Cave, South Carolina, USA*. Proceedings of the Academy of Natural Sciences of Philadelphia, **151**: 81-85.
[https://doi.org/10.1635/0097-3157\(2001\)151\[0081:IASMCO\]2.0.CO;2](https://doi.org/10.1635/0097-3157(2001)151[0081:IASMCO]2.0.CO;2)
- Reeves W.K. & McCreadie J.W., 2001 – *Population ecology of cavernicoles associated with carrion in caves of Georgia, USA*. Journal of Entomological Science, **36**: 305-331. <https://doi.org/10.18474/0749-8004-36.3.305>
- Reeves W.K., Jensen J.B. & Ozier J.C., 2000 – *New faunal and fungal records from caves in Georgia, USA*. Journal of Cave and Karst Studies, **62**: 169-179.
- Richards A.M., 1971 – *An ecological study of the cavernicolous fauna of the Nullarbor Plain, Southern Australia*. Journal of Zoology, **164**: 1-60.
<https://doi.org/10.1111/j.1469-7998.1971.tb01297.x>
- Růžicka V., Mlejnek R., Juříčková L., Tajovský K., Šmilauer P. & Zajiček P., 2016 – *Invertebrates of the Macocha Abyss (Moravian Karst, Czech Republic)*. Acta Carsologica, **45**: 71-84.
<https://doi.org/10.3986/ac.v45i1.896>
- Schneider K. & Culver D.C., 2004 – *Estimating subterranean species richness using intensive sampling and rarefaction curves in a high density cave region in West Virginia*. Journal of Cave and Karst Studies, **66**: 39-45.
- Schneider K., Christman M.C. & Fagan W.F., 2011 – *The influence of resource subsidies on cave invertebrates: results from an ecosystem-level manipulation experiment*. Ecology, **92**: 765-776.
<https://doi.org/10.1890/10-0157.1>
- Sendra A. & Reboleira A.S.P.S., 2012 – *The world's deepest subterranean community – Krubera-Voronja Cave (Western Caucasus)*. International Journal of Speleology, **41**: 221-230.
<https://doi.org/10.5038/1827-806X.41.2.9>
- Sendra A., Garay P., Ortuño V.M., Gilgado J.D., Teruel S. & Reboleira A.S.P.S., 2014 – *Hypogenic versus epigenic subterranean ecosystem: lessons from eastern Iberian Peninsula*. International Journal of Speleology, **43**: 253-264. <https://doi.org/10.5038/1827-806X.43.3.2>
- Serrano A.R.M. & Borges P.A.V., 2010 – *The cave-adapted arthropod fauna from Madeira archipelago*. Arquipelago: Life and Marine Sciences, **27**: 1-7.
- Sharratt N.J., Picker M.D. & Samways M.J., 2000 – *The invertebrate fauna of the sandstone caves of the Cape Peninsula (South Africa): patterns of endemism and conservation priorities*. Biodiversity and Conservation, **9**: 107-143. <https://doi.org/10.1023/A:1008968518058>
- Silva M.-S. & Ferreira R.L., 2015 – *Cave invertebrates in Espírito Santo state, Brazil: a primary analysis of endemism, threats and conservation priorities*. Subterranean Biology, **16**: 79-102.
<https://doi.org/10.3897/subtbiol.16.5227>
- Silva M.S., Martins R.P. & Ferreira R.L., 2011 – *Cave lithology determining the structure of the invertebrate communities in the Brazilian Atlantic Rain Forest*. Biodiversity and Conservation, **20**: 1713-1729.
<https://doi.org/10.1007/s10531-011-0057-5>
- Silva M.-S., Júnior A.S. & Ferreira R.L., 2013 – *Food resource availability in a quartzite cave in the Brazilian*

- montane Atlantic Forest. *Journal of Cave and Karst Studies*, **75**: 177-188.
<https://doi.org/10.4311/2010JCKS0158>
- Silva M., Martins R.P. & Ferreira R.L., 2015 – *Cave conservation priority index to adopt a rapid protection strategy: a case study in Brazilian Atlantic rain forest*. *Environmental Management*, **55**: 279-295.
<https://doi.org/10.1007/s00267-014-0414-8>
- Simões M.H., Silva M.-S., & Ferreira R.L., 2014 – *Cave invertebrates in northwestern Minas Gerais state, Brazil: endemism, threats and conservation priorities*. *Acta Carsologica*, **43**: 159-174.
<https://doi.org/10.3986/ac.v43i1.577>
- Sket B., 1981 – *Niphargobates orophobata* n.g., n.sp. (Amphipoda, Gammaridae s.l.) from cave waters in Slovenia (NW Yugoslavia). *Biološki Vestnik*, **29**: 105-118.
- Slaney D.P. & Weinstein P., 1996 – *Leaf litter traps for sampling Orthopteroid insects in tropical caves*. *Journal of Orthoptera Research*, **5**: 51-52.
<https://doi.org/10.2307/3503579>
- Stone F.D., Howarth F.G., Hoch H. & Asche M., 2012 – *Root communities in lava tubes*. In: White W.B. & Culver D.C. (Eds.), *Encyclopedia of caves* (2nd Ed.). Academic Press, Cambridge, p. 658-664.
<https://doi.org/10.1016/B978-0-12-383832-2.00097-9>
- Sugai L.S.M., Ochoa-Quintero J.M., Costa-Pereira R. & Roque F.O., 2015 – *Beyond above ground*. *Biodiversity and Conservation*, **24**: 2109-2112.
<https://doi.org/10.1007/s10531-015-0918-4>
- Taylor S.J., Krejca J., Smith J.E., Block V.R. & Hutto F., 2003 – *Investigation of the potential for red imported fire ant (Solenopsis invicta) impacts on rare karst invertebrates at Fort Hood, Texas: a field study*. *Illinois Bexar County Karst Invertebrates Draft Recovery Plan Natural History Survey*. Center for Biodiversity Technical Report 2003, **28**: 1-153.
- Tobin B.W., Hutchins B.T. & Schwartz B.F., 2014 – *Spatial and temporal changes in invertebrate assemblage structure from the entrance to the deep-cave zone of a temperature marble cave*. *International Journal of Speleology*, **42**: 203-214.
<https://doi.org/10.5038/1827-806X.42.3.4>
- Trajano E., 2000 – *Cave faunas in the Atlantic tropical rain forest: composition, ecology and conservation*. *Biotropica*, **32**: 882-893.
<https://doi.org/10.1111/j.1744-7429.2000.tb00626.x>
- Trontelj P.A., Blejcek A. & Fišer C., 2013 – *Ecomorphological convergence of cave communities*. *Evolution*, **66**: 3852-3865.
<https://doi.org/10.1111/j.1558-5646.2012.01734.x>
- Tulloch A.I., Auerbach N., Avery-Gomm S., Bayraktarov E., Butt N., Dickman C.R., Ehmke G., Fisher D.O., Grantham H., Holden M.H. & Lavery T.H., 2018 – *A decision tree for assessing the risks and benefits of publishing biodiversity data*. *Nature Ecology & Evolution*, **2**: 1209-1217.
<https://doi.org/10.1038/s41559-018-0608-1>
- Ubick D. & Briggs T.S., 2002 – *The harvestman family Phalangodidae 4. A review of the genus Banksula (Opiliones, Laniatores)*. *Journal of Arachnology*, **30**: 435-451.
[https://doi.org/10.1636/0161-8202\(2002\)030\[0435:THFPAR\]2.0.CO;2](https://doi.org/10.1636/0161-8202(2002)030[0435:THFPAR]2.0.CO;2)
- [USC] United States Code, 1973. Endangered Species Act of 1973, Chapter 16, Conservation, Public Law 93-205; July 24, 1973; 16 U.S.C. ch. 35 §1531 et seq. & as amended through 1982 (Public Law 97-304, 96 Stat. 1411).
- USC, 1988. Federal Cave Resources Protection Act of 1988, Chapter 16, Conservation (Public Law 100-691; November 18, 1988; 16 U.S.C. 4301 through 4309) and as amended through 1999 (Public Law 106-170).
- [USFWS] U.S. Fish and Wildlife Service., 2006 – USFWS Section 10(a) (1) (A) Scientific Permit Requirements for Conducting Presence/Absence Surveys for Endangered Karst Invertebrates in Central Texas. Fish and Wildlife Service, 10711 Burnet Road, Suite 200, Austin, Texas 78758, 21 p.
- Valentine J.M., 1941 – *Trapping for cave beetles*. *National Speleological Society Bulletin*, **2**: 4-7.
- Weeks R.D. Jr. & McIntyre N.E., 1997. – *A comparison of live versus kill pitfall trapping techniques using various killing agents*. *Entomologia Experimentalis et Applicata*, **82**: 267-273.
<https://doi.org/10.1046/j.1570-7458.1997.00140.x>
- Weinstein P. & Slaney D., 1995 – *Invertebrate faunal survey of Rope Ladder Cave, Northern Queensland: a comparative study of sampling methods*. *Journal of the Australian Entomological Society*, **34**: 233-236.
<https://doi.org/10.1111/j.1440-6055.1995.tb01329.x>
- Welbourn W.C., 1978 – *Biology of Ogle Cave with a list of the cave fauna of Slaughter Canyon*. *National Speleological Society Bulletin*, **40**: 27-34.
- Whitten T., 2009 – *Applying ecology for cave management in China and neighbouring countries*. *Journal of Applied Ecology*, **46**: 520-523.
<https://doi.org/10.1111/j.1365-2664.2009.01630.x>
- Wynne J.J., 2013 – *Inventory, conservation and management of lava tube caves at El Malpais National Monument*. *Park Science*, **30**: 45-55.
- Wynne J.J. & Pleytez W., 2005 – *Sensitive ecological areas and species inventory of Actun Chapat Cave, Vaca Plateau, Belize*. *Journal of Cave and Karst Studies*, **67**: 148-157.
- Wynne J.J. & Voyles K.D., 2014 – *Cave-dwelling arthropods and vertebrates of North Rim Grand Canyon, with notes on ecology and management*. *Western North American Naturalist*, **74**: 1-17.
<https://doi.org/10.3398/064.074.0102>
- Wynne J.J. & Shear W.A., 2016 – *A new millipede (Austrotyla awishashola, n. sp., Diplopoda, Chordeumatida, Conotylidae) from New Mexico, USA, and the importance of cave moss gardens as refugial habitats*. *Zootaxa*, **4084**: 285-292.
<https://doi.org/10.11646/zootaxa.4084.2.8>
- Wynne J.J., Bernard E.C., Howarth F.G., Sommer S., Soto-Adames F.N., Taiti S., Mockford E.L., Horrocks M., Pakarati L. & Pakarati-Hotus V., 2014 – *Disturbance relicts in a rapidly changing world: the Rapa Nui (Easter Island) factor*. *BioScience*, **64**: 711-718.
<https://doi.org/10.1093/biosci/biu090>
- Wynne J.J., Sommer S., Howarth F.G., Dickson B.G. & Voyles K.D., 2018 – *Capturing arthropod diversity in complex cave systems*. *Diversity and Distributions*, **24**: 1478-1491.
<https://doi.org/10.1111/ddi.12772>
- Zagmajster M., Culver D.C. & Sket B., 2008 – *Species richness patterns of obligate subterranean beetles (Insecta: Coleoptera) in a global biodiversity hotspot – effect of scale and sampling intensity*. *Diversity and Distributions*, **14**: 95-105.
<https://doi.org/10.1111/j.1472-4642.2007.00423.x>
- Zampaulo R.D.A., 2015 – *Diversidade de espécies troglóbias em cavidades ferríferas do Parque Estadual da Serra do Rola Moça (PESRM), Minas Gerais*. *ANais do 33º Congresso Brasileiro de Espeleologia Eldorado SP, 15-19 de julho de 2015 – Sociedade Brasileira de Espeleologia*, p. 87-97.

Zepon T. & Bichuette M.E., 2017 – *Influence of substrate on the richness and composition of Neotropical cave fauna*. Anais da Academia Brasileira de Ciências, **89**: 1615-1628.
<https://doi.org/10.1590/0001-3765201720160452>

Zhang Z.F., Liu F., Zhou X., Liu X.Z., Liu S.J. & Cai L., 2017 – *Culturable mycobiota from Karst caves in China, with descriptions of 20 new species*. Persoonia, **39**: 1-31.
<https://doi.org/10.3767/persoonia.2017.39.01>